


FLEX 122PN

PENINSULA FIREPLACE



Clean Burning

Fueled by clean burning e-NRG bioethanol

Toughened Safety Screen

Your Flex Fireplace features toughened glass to stabilise the flame in windy conditions and provide an additional layer of safety and comfort. The Integrated windscreen sits flush behind the frame.

Room Divider Application

Peninsula fireplaces feature three open sides - view the flame from the front, back and open side.

Global Compliance


These models comply with existing standards in the USA, Europe, UK and Australia. UL Listed, EN 16647 BSI Certified, ACCC Safety Mandate compliant.

Decorative Side Box

When a decorative box is added, the panel between the standard fire and the decorative box is glass.

Colours

Available in a timeless black finish, Flex Fireplaces come with Stainless Steel or Black burners.



Stainless Steel Burner



Black Burner

Built to Last a Lifetime

Zinc sealed steel construction powder coated with super hi-temp black paint prevents rusting so all fireplaces can be used both indoors or outdoors.

Zero Clearance

Self-contained, zero clearance construction allows your Flex fireplace to be framed into wood or metal studs, providing installation freedom and flexibility for builders, architects, interior designers, landscapers and homeowners.

Included Accessories

Optional Accessory



Jerry Can, Safety Spout & e-NRG bottle adaptor



Lighting Rod + Lighter



Operations Manual



Baffles (N/A Flex 18)



Black Glass Charcoal



Glass Fire Screen/s



Decorative Steel Logs

Disclaimer: All product specifications and data are subject to change without notice and believed to be correct at the time of publication. MAD Design Group (MDG), its affiliates, agents, and employees, and all persons acting on its or their behalf (collectively, "MAD Design Group"), disclaim any and all liability for any errors, inaccuracies or incompleteness contained herein or in any other disclosure relating to any product. MDG disclaims any and all liability arising out of the use or application of any product described herein or of any information provided herein to the maximum extent permitted by law. The product specifications do not expand or otherwise modify MDG's terms and conditions of purchase, including but not limited to the warranty expressed therein, which apply to these products. No license, express or implied, by estoppel or otherwise, to any intellectual property rights is granted by this document or by any conduct of MDG. Customers using or selling MDG products not expressly indicated for use in such applications do so entirely at their own risk and agree to fully indemnify MDG for any damages arising or resulting from such use or sale. Please contact authorised personnel from MDG to obtain written terms and conditions regarding products designed for such applications. Images are indicative only.

Peninsula Fireplaces

Award	2020 BIMsmith Best Award (USA)
Application	Indoor & Outdoor
Materials	Mild Steel (Zinc Sealed), Toughened Glass, Grade 304 Stainless Steel
Colours	Black Firebox, Stainless Steel or Black Burner/s
Fuel Type	e-NRG Bioethanol

Flex 122

ESF.1.FX.122PN

Weight	145.8kg [320.8lbs] (Incl. burner/s, glass charcoal, glass)
Burner	XL900 x 3
Volume Capacity	9 Litres [2.4 Gallons] x 3
Heats on Average	Over 180 square metres [1935 square feet]
Burn Time	8 - 13 hours (approx)
Minimum Room Size	330 cubic metres [11652 cubic feet] per fireplace
Minimum Wall Length	3,315mm [131in]

ESF.1.FX.122PN.BX2

Weight	152.1kg [334.6lbs] (Incl. burner/s, glass charcoal, glass)
Burner	XL900 x 2
Volume Capacity	9 Litres [2.4 Gallons] x 2
Heats on Average	Over 120 square metres [1290 square feet]
Burn Time	8 - 13 hours (approx)
Minimum Room Size	220 cubic metres [7768 cubic feet] per fireplace
Minimum Wall Length	3,315mm [131in]

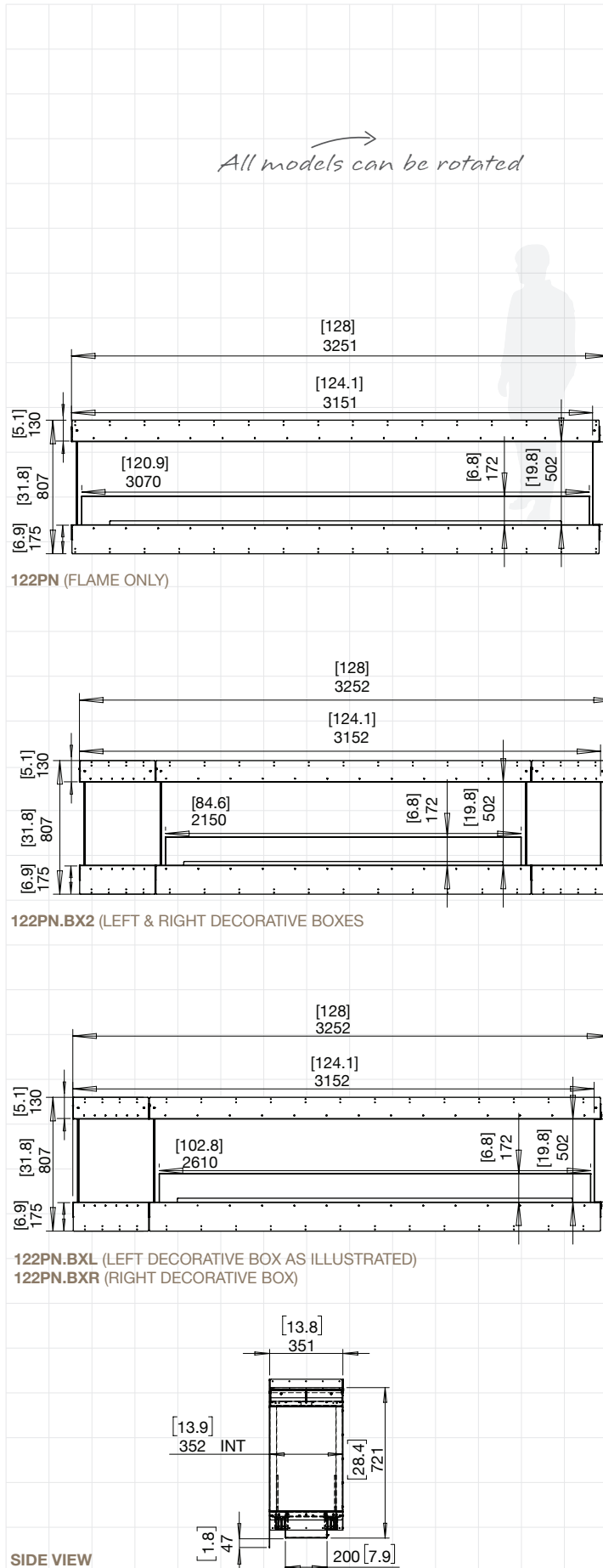
ESF.1.FX.122PN.BXL

ESF.1.FX.122PN.BXR

Weight	176.2kg [387.6lbs] (Incl. burner/s, glass charcoal, glass)
Burner	XL1200 x 2
Volume Capacity	10 Litres [2.6 Gallons] x 2
Heats on Average	Over 130 square metres [1400 square feet]
Burn Time	9 - 14 hours (approx)
Minimum Room Size	230 cubic metres [8122 cubic feet] per fireplace
Minimum Wall Length	3,315mm [131in]

Physical model dimensions should be verified against cut out dimensions BEFORE installation begins to confirm tolerances align.

These values are indicative only and may vary depending on the model purchased, installation, and the seasonal resource used to manufacture e-NRG.



FOR MORE INFORMATION PLEASE REFERENCE THE CLEARANCE & INSTALLATION MANUAL

Disclaimer: All product specifications and data are subject to change without notice and believed to be correct at the time of publication. MAD Design Group (MDG), its affiliates, agents, and employees, and all persons acting on its or their behalf (collectively, "MAD Design Group"), disclaim any and all liability for any errors, inaccuracies or incompleteness contained herein or in any other disclosure relating to any product. MDG disclaims any and all liability arising out of the use or application of any product described herein or of any information provided herein to the maximum extent permitted by law. The product specifications do not expand or otherwise modify MDG's terms and conditions of purchase, including but not limited to the warranty expressed therein, which apply to these products. No license, express or implied, by estoppel or otherwise, to any intellectual property rights is granted by this document or by any conduct of MDG. Customers using or selling MDG products not expressly indicated for use in such applications do so entirely at their own risk and agree to fully indemnify MDG for any damages arising or resulting from such use or sale. Please contact authorised personnel from MDG to obtain written terms and conditions regarding products designed for such applications. Images are indicative only.

Peninsula Installations



Flex 18PN



Flex 68PN.BXL



Flex 140PN.BX2