

FLEX FIREPLACE SERIES



ecosmart⁺
Fire

FLEX FIREPLACE SERIES BENEFITS

Control Your Job Site, Save \$ and Differentiate Your Homes

- Four fewer General Contractors
- No gas, no electric
- No chimney or venting
- No hole in envelope of building (no potential for future water leaks)
- No "Call Backs". It works and works and works
- Works in a power outage
- New construction or renovation
- Residential or commercial
- Indoor or outdoor
- 173 models
- Up to 80% less than custom fireplaces
- All models comply with existing standards in the USA, Europe, UK and Australia. Subject 1370
UL Listed, EN 16647 BSI Certified, ACCC Safety Mandate compliant.
- Zero clearance



1 SELECT FIREPLACE STYLE

The easiest way to start to work out which of the 173 models from the Flex collection is best for you, choose if your setting will act as a room divider and service multiple spaces, or a single room application that services one space.

SINGLE ROOM



SINGLE SIDED



LEFT CORNER



RIGHT CORNER



BAY

ROOM DIVIDERS



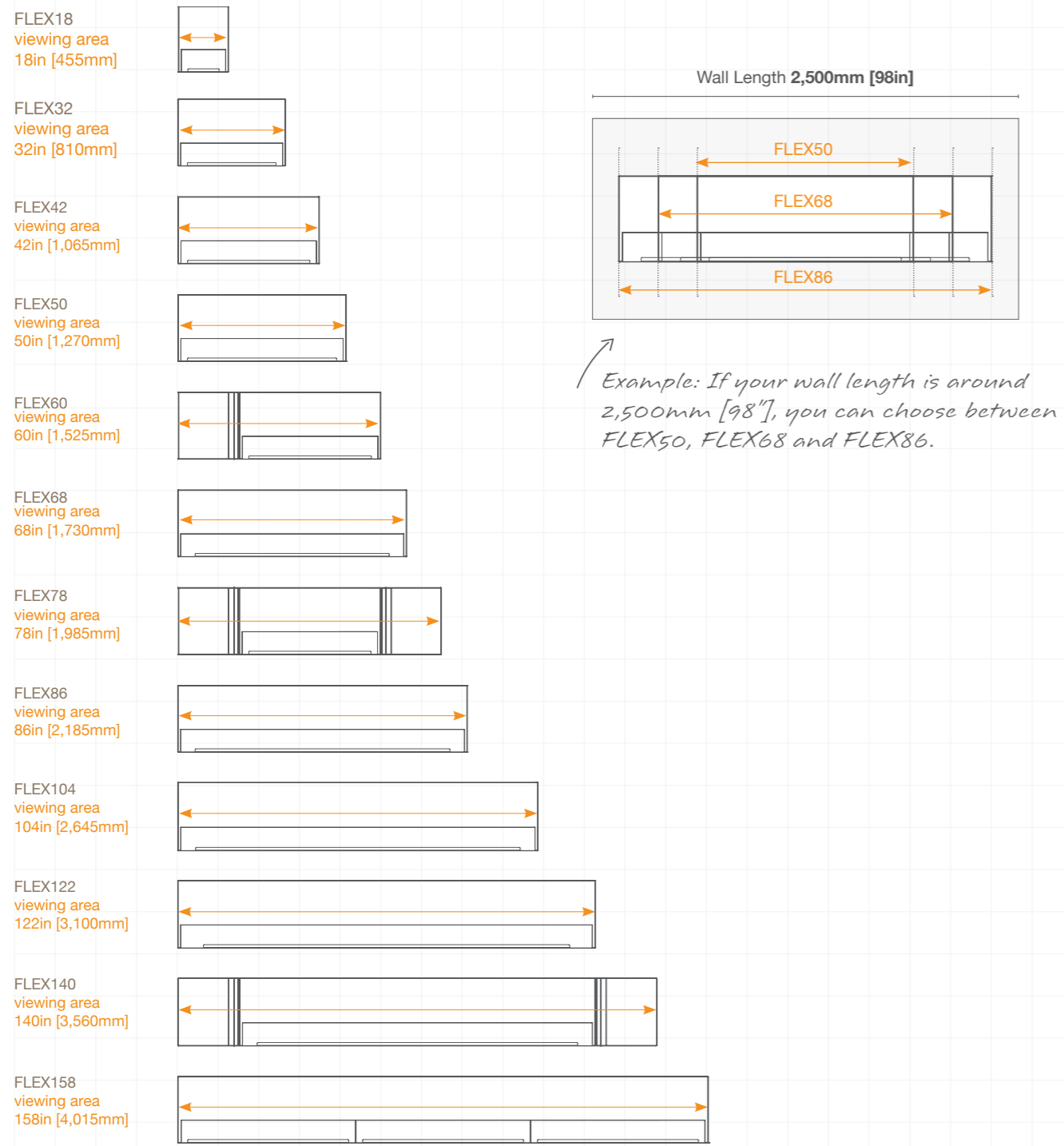
DOUBLE SIDED



PENINSULA (INSTALL LEFT OR RIGHT)

2 SELECT SIZE OF VIEWING AREA


To help decide which Flex model to select, determine your wall / space available and the ideal viewing area for your fireplace opening. You can choose from the following 12 viewing areas ranging from 455mm [18"] to 4,015mm [158"].



3 SELECT YOUR CONFIGURATION

Now it's time to decide how you want the viewing area to be configured. On the following pages you'll see what options are available in the size and style you have selected.

Flame only




Plus 1
Decorative Box
on the Left




MODEL NAMES END WITH .BXL

Plus 1
Decorative Box
on the Right



MODEL NAMES END WITH .BXR

Plus 2
Decorative Boxes
Left & Right



MODEL NAMES END WITH .BX2

WHICH FLEX ARE YOU?

EcoSmart's Flex Series offers unprecedented choice and flexibility. From small to large, residential, commercial or hospitality environments we make it easy to achieve your interior design vision.

SINGLE SIDED

Single Sided fireplaces feature one open side - view the flame from the front.



LEFT CORNER

Left Corner models feature two open sides - view the flame from the front and from the left corner.



RIGHT CORNER

Right Corner models feature two open sides - view the flame from the front and from the right corner.



BAY

Bay fireplaces feature three open sides - view the flame from the front and both sides.



DOUBLE SIDED

Double Sided fireplaces feature two open sides - view the flame from the front and from the back.



PENINSULA

Peninsula fireplaces feature three open sides - view the flame from the front, back and open side.



	SINGLE SIDED	LEFT CORNER	RIGHT CORNER	BAY	PENINSULA (Can be used Left & Right)	DOUBLE SIDED
FLEX18 VIEWING AREA 455mm [18in]					<i>rotate all</i>	
FLEX32 VIEWING AREA 810mm [32in]						
FLEX42 VIEWING AREA 1,065mm [42in]						
FLEX50 VIEWING AREA 1,270mm [50in]						<i>rotate</i>
FLEX60 VIEWING AREA 1,525mm [60in]						
FLEX68 VIEWING AREA 1,730mm [68in]						<i>rotate</i>
FLEX78 VIEWING AREA 1,985mm [78in]						
FLEX86 VIEWING AREA 2,185mm [86in]						<i>rotate</i>
FLEX104 VIEWING AREA 2,645mm [104in]						<i>rotate</i>
FLEX122 VIEWING AREA 3,100mm [122in]						<i>rotate</i>
FLEX140 VIEWING AREA 3,560mm [140in]						<i>rotate</i>
FLEX158 VIEWING AREA 4,015mm [158in]						

ECO
SMART
FIRE
.COM

ecosmart[™]
Fire